

Health and Wellbeing Board

1st November, 2018

HWBB Joint Commissioning Report - Better Care Fund Update

Responsible Officer

Email: Penny.bason@shropshire.gov.uk

Tel:

Fax:

1. Summary

- 1.1 This report provides an update on the progress on the Better Care Fund (BCF). Appendix A highlights current BCF performance and Appendix B attached is the Q2 BCF return.
- 1.2 At the last HWBB (13th September 2018) the Board agreed to approve the BCF updated annex for 18/19 following the final approval of the BCF Section 75 Partnership Agreement by the Shropshire CCG. This was completed on 2nd October and the Partnership Agreement has now been agreed and signed by Shropshire CCG and Shropshire Council.
- 1.3 The Quarter 2 return highlights good performance against the national metrics for Delayed Transfers, Re-ablement, and Care Home Admissions (detailed in Appendix A below), however not all quarter 2 data is available. The non-elective admissions target is in danger of not being met when the September figures are available. The Quarter 2 return also highlights progress on the 8 High Impact Changes and notes joint working on Local Digital Road Map as an integration success story.
- 1.4 Key areas for development for the next quarter include focussing on the 8 High Impact Changes (detailed in the BCF Q2 Return), and will include proposals for developing a Red Bag Scheme in Shropshire.

2. Recommendations

- 2.1 The HWBB to note and discuss performance and the Q2 return.

REPORT

3. Risk Assessment and Opportunities Appraisal

- 3.1. (NB This will include the following: Risk Management, Human Rights, Equalities, Community, Environmental consequences and other Consultation)

- 3.2. The HWB Strategy requires that the health and care system work to reduce inequalities in Shropshire. All decisions and discussions by the Board must take into account reducing inequalities.
- 3.3. The schemes of the BCF and other system planning have been done by engaging with stakeholders, service users, and patients. This has been done in a variety of ways including through patient groups, focus groups, ethnographic research.
- 3.4. As the agreement is yet to receive final sign off from the CCG Governance process, this remains a risk, however joint working across Shropshire Council and Shropshire CCG is working closely to minimise this risk.

4. Background



4.1 The Better Care Fund progress is reported at every Health and Wellbeing Board through the Joint Commissioning Report to the HWBB.

<p>List of Background Papers (This MUST be completed for all reports, but does not include items containing exempt or confidential information) For the final BCF plan please see HWBB paper here</p>
<p>Cabinet Member (Portfolio Holder) Cllr Lee Chapman</p>
<p>Local Member n/a</p>
<p>Appendices Appendix A: BCF Performance Appendix B: BCF Quarter 2 Return</p>

Appendix A

Better Care Fund Metrics 18/19

1. Non-elective Admissions



Q1 18/19	Q2 18/19	Q3 18/19	Q4 18/19
8,509	8,259	8,920	8,661
8,262 	2 months 5,650 		

2. Long-term support needs of older people (age 65 and over) met by admission to residential and nursing care homes, per 100,000 population.

Number of residential admissions is reducing




The following table shows the rate of admissions per 100,000 people

2018/19	Quarter 1	Quarter 2	Quarter 3	Quarter 4
Profile (target)	150	300	450	600.3
Actual	83.5	185.5		
Performance				

Performance is better than the profiled target. The service reiterates that its priority is to ensure that the most appropriate care package is provided at the right time to meet people's needs.

3. Proportion of older people (65 and over) who were still at home 91 days after discharge from hospital into reablement / rehabilitation services

This measure is reported in arrears.

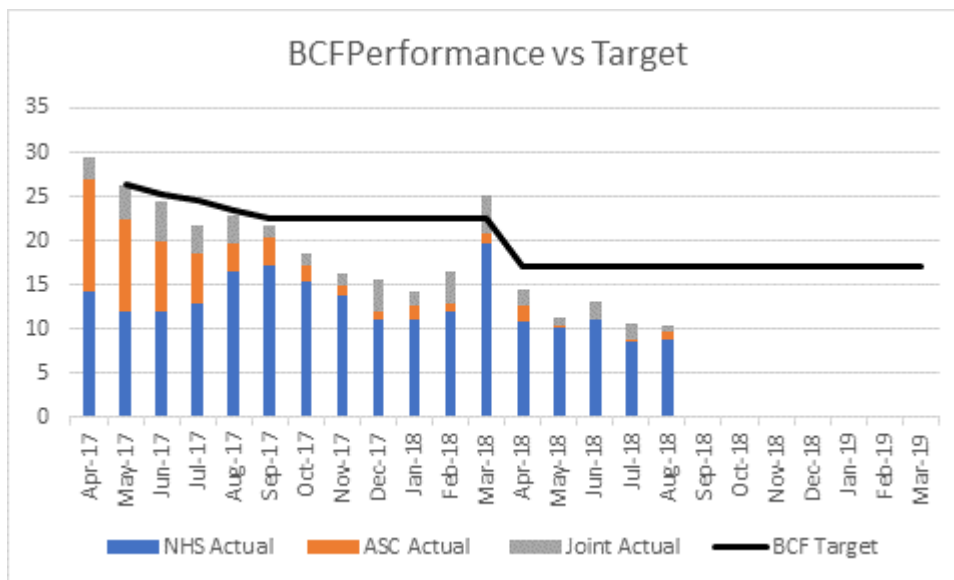
2017/18	Quarter 1	Quarter 2	Quarter 3	Quarter 4
Target	82%	82%	82%	82%
Actual	83.4%	TBC		
Performance				

The reablement figure for q1 stands at 83.4%, better than the target of 82%. This covers those patients discharged into re-ablement during April – June with the 91 day follow-up occurring during July – September. Those discharged from hospital to reablement services in Q2 will be reviewed in quarter 3. This measure looks at the % of people who are still at home 91 days after their discharge, therefore always reported in arrears.

4. Delayed Transfers of Care (delayed days) from hospital per 100,000 population (aged 18+).

This is a joint measure with the NHS which records the combined number of patients who are delayed in their transfer of care from hospital.

The following chart shows the total monthly number of delayed days by organisation and demonstrates good progress with continued low DTOC numbers.



The final figure for Q1 was 13 against a target of 17, (better than target). After the first 2 months of quarter 2 we are currently better than target. The BCF target is for less than 17 patients a day to face a delayed transfer. For Q2 (July & August) we currently stand at a daily average of 12.9. Data for September is published on 8th November 2018 from which we will be able to calculate the final results for Q2.